




# GCL-M6/72DH

## Bifacial Cast Mono Module

### 365-400W



**400W**

Maximum Power Output


**19.9%**

Maximum Module Efficiency


**0~+5W**

Power Output Guarantee

Cell Type



5BB



12BB



Lower LID due to lower oxygen and carbon content



Selected encapsulating material and stringent production process control ensure the product is highly PID resistant and snail trails free



Sand blowing test, salt mist test and ammonia test passed to endure harsh environments



More evenly distributed soldering points and better reliability and lower hot spot risk



Special cell process ensures great performance under low irradiance conditions

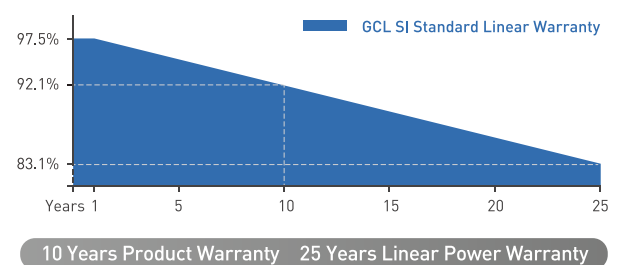


Transparent backsheet, double-sided sun capturing, power generation increase in returns

### GCL Delivers Reliable Performance Over Time

- World-class manufacturer of crystalline silicon photovoltaic modules
- Fully automatic facility and world-class technology
- Rigorous quality control to meet the highest standard: ISO9001:2015, ISO14001: 2015 and OHSAS: 18001 2007
- Tested for harsh environments (salt mist, ammonia corrosion and sand blowing test: IEC 61701, IEC 62716, DIN EN 60068-2- 68)
- Long term reliability tests
- 2x100% EL inspection ensuring defect-free modules

### Linear Performance Warranty



\* Please refer to GCL standard warranty for details

Additional Insurance Backed by Swiss RE



\* Please refer to GCL for details

## Electrical Specification (STC\*)

Test Condition		Front	Rear	Front	Rear	Front	Rear	Front	Rear	Front	Rear	Front	Rear	Front	Rear		
Maximum Power	P <sub>max</sub> (W)	365	258	370	262	375	265	380	269	385	272	390	276	395	279	400	283
Maximum Power Voltage	V <sub>mp</sub> (V)	39.13	39.53	39.32	39.72	39.52	39.92	39.72	40.12	39.92	40.32	40.12	40.52	40.32	40.72	40.53	40.93
Maximum Power Current	I <sub>mp</sub> (A)	9.33	6.53	9.41	6.59	9.49	6.64	9.57	6.70	9.65	6.76	9.73	6.81	9.80	6.86	9.87	6.91
Open Circuit Voltage	V <sub>oc</sub> (V)	47.93	47.23	48.13	47.43	48.33	47.63	48.53	47.83	48.73	48.03	48.93	48.23	49.13	48.43	49.33	48.63
Short Circuit Current	I <sub>sc</sub> (A)	9.80	6.88	9.88	6.94	9.96	6.99	10.04	7.05	10.12	7.10	10.20	7.16	10.28	7.22	10.36	7.27
Module Efficiency	(%)	18.2	12.8	18.4	13.0	18.7	13.2	18.9	13.4	19.2	13.6	19.4	13.7	19.7	13.9	19.9	14.1
Power Output Tolerance	(W)	0~+5															

\* Irradiance 1000W/m<sup>2</sup>, Module Temperature 25°C, Air Mass 1.5

## Electrical Specification (NOCT\*)

Test Condition		Front	Rear	Front	Rear	Front	Rear	Front	Rear	Front	Rear	Front	Rear	Front	Rear	Front	Rear
Maximum Power	P <sub>max</sub> (W)	272.30	191.42	276.37	194.30	280.09	196.84	283.84	199.39	287.61	201.96	291.40	204.54	295.22	207.14	299.06	209.76
Maximum Power Voltage	V <sub>mp</sub> (V)	36.60	36.60	36.80	36.80	37.00	37.00	37.20	37.20	37.40	37.40	37.60	37.60	37.80	37.80	38.00	38.00
Maximum Power Current	I <sub>mp</sub> (A)	7.44	5.23	7.51	5.28	7.57	5.32	7.63	5.36	7.69	5.40	7.75	5.44	7.81	5.48	7.87	5.52
Open Circuit Voltage	V <sub>oc</sub> (V)	44.60	43.90	44.80	44.10	45.00	44.30	45.20	44.50	45.40	44.70	45.60	44.90	45.80	45.10	46.00	45.30
Short Circuit Current	I <sub>sc</sub> (A)	7.92	5.56	7.99	5.61	8.05	5.65	8.11	5.69	8.17	5.73	8.23	5.77	8.29	5.81	8.35	5.85

\* Irradiance 800W/m<sup>2</sup>, Ambient Temperature 20°C, Wind Speed 1m/s

## Mechanical Data

Number of Cells	72 Cells (6×12)
Dimensions of Module L*W*H (mm)	2010×1000×35mm (79.13×39.37×1.38 inches)
Weight (kg)	23.1 kg
Glass	High transparency solar glass 3.2mm (0.13 inches)
Backsheet	Transparent
Frame	Silver, anodized aluminium alloy
J-Box	IP68 Rated
Cable	4.0mm <sup>2</sup> (0.006 inches <sup>2</sup> ), length of "+":200mm (7.87 inches), length of "-":75mm (2.95 inches)
Number of diodes	3
Wind/Snow Load	2400Pa/ 5400Pa*
Connector	MC Compatible

\* For more details please check the installation manual of GCLSI

## Temperature Ratings

Nominal Operating Cell Temperature (NOCT)	45±2°C
Temperature Coefficient of I <sub>sc</sub>	+0.06%/°C
Temperature Coefficient of V <sub>oc</sub>	-0.30%/°C
Temperature Coefficient of P <sub>MAX</sub>	-0.39%/°C

## Maximum Ratings

Operational Temperature	-40~+85°C
Maximum System Voltage	1500V DC
Max Series Fuse Rating	20A

## Optional

Connector:  Original MC4

## Packaging Configuration

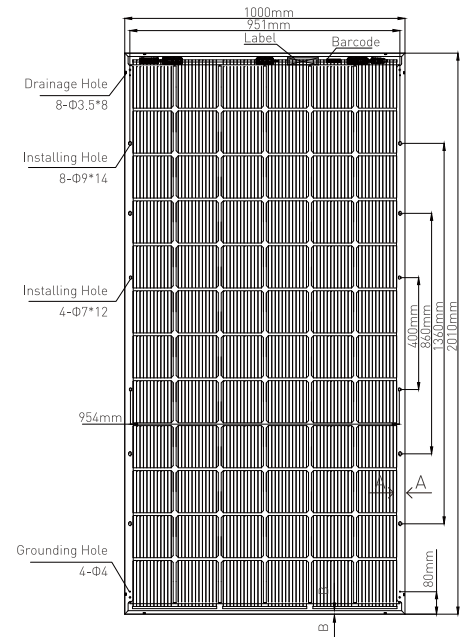
Module per box	30 pieces
Module per 40' container	660 pieces



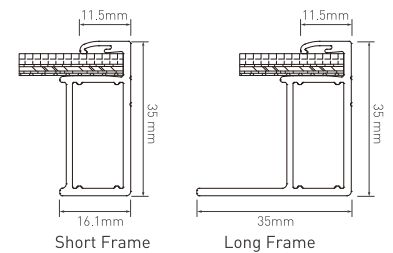
Contact Us for More Information

website: [www.gclsi.com](http://www.gclsi.com) email: [gclsisales@gclsi.com](mailto:gclsisales@gclsi.com)

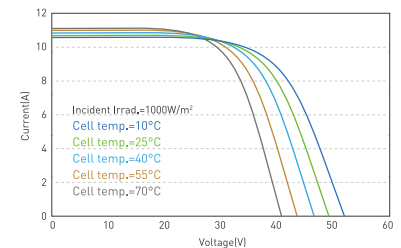
## Module Dimension



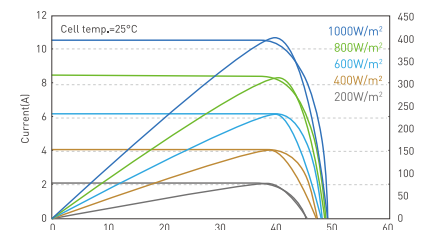
Back View



## I-V Curve at Different Temperature (400W)



## I-V/P-V Curve at Different Irradiation (400W)



CAUTION: READ INSTALLATION MANUAL BEFORE USING THE PRODUCT