




# GCL-M3/72GDF

Bifacial Dual Glass  
Cast Mono Module

370-405W



**405W**

Maximum Power Output

**19.9%**

Maximum Module Efficiency

**0~+5W**

Power Output Guarantee

Cell Type



Lower LID due to lower oxygen and carbon content



More evenly distributed soldering points and better reliability and lower hot spot risk



Selected encapsulating material and stringent production process control ensure the product is highly PID resistant and snail trails free



Additional safety, Fire class Acertified



Withstand up to 1500V system voltage effectively reduce BOS cost

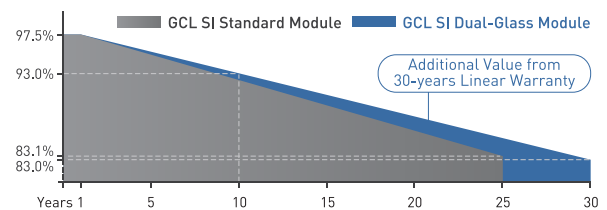


Sand blowing test, salt mist test and ammonia test passed to endure harsh environments

## GCL Delivers Reliable Performance Over Time

- World-class manufacturer of crystalline silicon photovoltaic modules
- Fully automatic facility and world-class technology
- Rigorous quality control to meet the highest standard: ISO 9001, ISO 14001 and ISO 45001
- Tested for harsh environments (salt mist, ammonia corrosion and sand blowing test: IEC 61701, IEC 62716, DIN EN 60068-2- 68)
- Long term reliability tests
- 2x100% EL inspection ensuring defect-free modules

## Linear Performance Warranty



12 Years Product Warranty 30 Years Linear Power Warranty

\* Please refer to GCL standard warranty for details

Additional Insurance Backed by Swiss RE



\* Please refer to GCL for details

# GCL-M3/72GDF

# Bifacial Dual Glass Cast Mono Module

# 370-405W

## Electrical Specification (STC\*)

Test Condition		Front	Rear	Front	Rear	Front	Rear	Front	Rear	Front	Rear	Front	Rear	Front	Rear
Maximum Power	P <sub>max</sub> (W)	370	262	375	265	380	269	385	272	390	276	395	279	400	283
Maximum Power Voltage	V <sub>mp</sub> (V)	39.79	40.19	39.98	40.38	40.17	40.57	40.36	40.76	40.55	40.95	40.73	41.13	40.90	41.30
Maximum Power Current	I <sub>mp</sub> (A)	9.30	6.51	9.38	6.57	9.46	6.62	9.54	6.68	9.62	6.73	9.70	6.79	9.78	6.85
Open Circuit Voltage	V <sub>oc</sub> (V)	48.09	47.39	48.28	47.58	48.47	47.77	48.66	47.96	48.85	48.15	49.03	48.33	49.20	48.50
Short Circuit Current	I <sub>sc</sub> (A)	9.80	6.88	9.88	6.94	9.96	6.99	10.04	7.05	10.12	7.10	10.20	7.16	10.28	7.22
Module Efficiency	(%)	18.1	12.8	18.4	13.0	18.6	13.2	18.9	13.3	19.1	13.5	19.4	13.7	19.6	13.9
Power Output Tolerance	(W)	0~+5													

\* Irradiance 1000W/m<sup>2</sup>, Module Temperature 25°C, Air Mass 1.5

## Electrical Specification (NOCT\*)

Test Condition		Front	Rear	Front	Rear	Front	Rear	Front	Rear	Front	Rear	Front	Rear	Front	Rear
Maximum Power	P <sub>max</sub> (W)	276.02	194.40	279.74	196.94	283.49	199.50	287.26	202.07	291.06	204.66	294.88	207.26	298.72	209.88
Maximum Power Voltage	V <sub>mp</sub> (V)	37.00	37.10	37.20	37.30	37.40	37.50	37.60	37.70	37.80	37.90	38.00	38.10	38.20	38.30
Maximum Power Current	I <sub>mp</sub> (A)	7.46	5.24	7.52	5.28	7.58	5.32	7.64	5.36	7.70	5.40	7.76	5.44	7.82	5.48
Open Circuit Voltage	V <sub>oc</sub> (V)	44.80	44.20	45.00	44.40	45.20	44.60	45.40	44.80	45.60	45.00	45.80	45.20	46.00	45.40
Short Circuit Current	I <sub>sc</sub> (A)	7.92	5.56	7.98	5.60	8.04	5.64	8.10	5.68	8.16	5.72	8.22	5.76	8.28	5.80

\* Irradiance 800W/m<sup>2</sup>, Ambient Temperature 20°C, Wind Speed 1m/s

## Mechanical Data

Number of Cells	144 Cells (6×24)
Dimensions of Module L*W*H (mm)	2036×1002×30mm(80.16×39.45×1.18 inches)
Weight (kg)	25.9 kg
Front Side Glass	High transparency solar glass 2.0mm (0.08 inches)
Back Side Glass	High transparency solar glass 2.0mm (0.08 inches)
Frame	Silver, anodized aluminium alloy
J-Box	IP68 Rated
Cable	4.0mm <sup>2</sup> [0.006 inches <sup>2</sup> ], Portrait: 200/200mm [7.87 inches]
Number of diodes	3
Wind/ Snow Load	2400Pa/ 5400Pa*
Connector	MC Compatible

\* For more details please check the installation manual of GCLSI

## Temperature Ratings

Nominal Operating Cell Temperature (NOCT)	43±2°C
Temperature Coefficient of I <sub>sc</sub>	+0.06%/°C
Temperature Coefficient of V <sub>oc</sub>	-0.30%/°C
Temperature Coefficient of P <sub>MAX</sub>	-0.38%/°C

## Maximum Ratings

Operational Temperature	-40~+85°C
Maximum System Voltage	1500V DC
Max Series Fuse Rating	20A

## Optional

Connector:  Original MC4

## Packaging Configuration

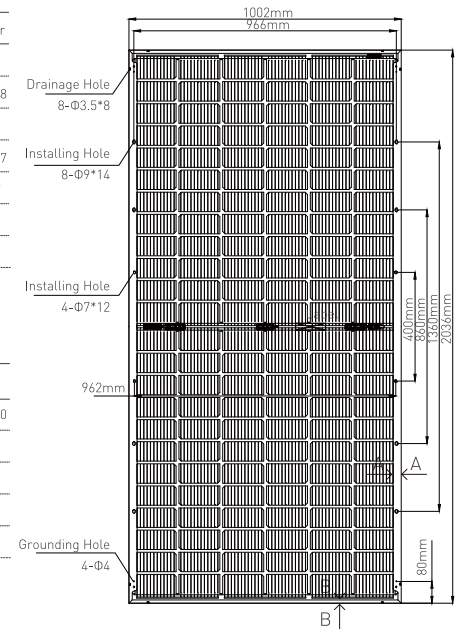
Module per box	26 pieces
Module per 40' container	572 pieces



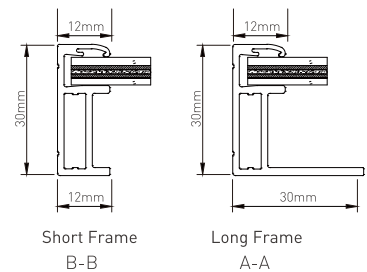
Contact Us for More Information

website: [www.gclsi.com](http://www.gclsi.com) email: [gclsisales@gclsi.com](mailto:gclsisales@gclsi.com)

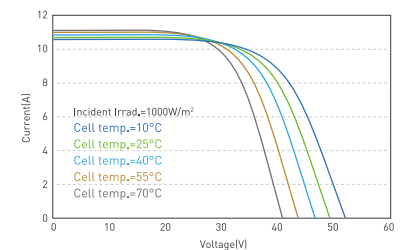
## Module Dimension



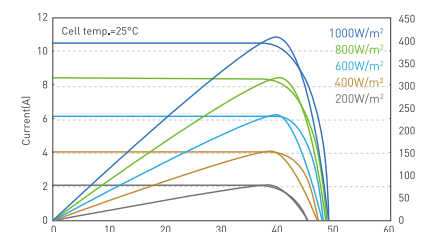
## Back View



## I-V Curve at Different Temperature (405W)



## I-V/P-V Curve at Different Irradiation (405W)



CAUTION: READ INSTALLATION MANUAL BEFORE USING THE PRODUCT