




# GCL-P6/60GD


Bifacial Dual Glass  
Polycrystalline Module

275-300W

Cell Type



5BB



MBB



**300W**

Maximum Power Output

**18.2%**

Maximum Module Efficiency

**0~+5W**

Power Output Guarantee



Ideal choice for large scale ground installation



High conversion efficiency due to top quality wafers and advanced cell technology



Selected encapsulating material and stringent production process control ensure the product is highly PID resistant and snail trails free



Additional safety, Fire class A certified



Withstand up to 1500V system voltage effectively reduce BOS cost



Sand blowing test, salt mist test and ammonia test passed to endure harsh environments

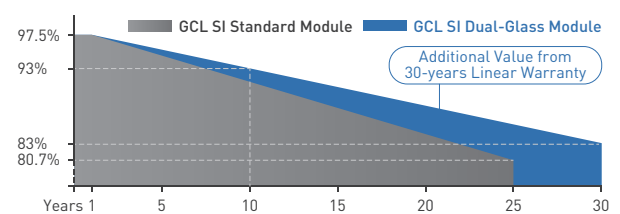
## Company Introduction

GCL System Integration Technology Co. Ltd (002506 Shenzhen Stock) (GCL System) is part of GOLDEN CONCORD Group (GCL) which is an international energy company specializing in clean and sustainable power production. The group, founded in 1990 now employs 30,000 people.

## GCL Delivers Reliable Performance Over Time

- World-class manufacturer of crystalline silicon photovoltaic modules
- Fully automatic facility and world-class technology
- Rigorous quality control to meet the highest standard: ISO9001:2015, ISO14001: 2015 and OHSAS: 18001 2007
- Tested for harsh environments (salt mist, ammonia corrosion and sand blowing test: IEC 61701, IEC 62716, DIN EN 60068-2- 68)
- Long term reliability tests
- 2\*100% EL inspection ensuring defect-free modules

## Linear Performance Warranty



10 Years Product Warranty 30 Years Linear Power Warranty

\* Please refer to GCL standard warranty for details

## Additional Insurance Backed by Swiss RE



\* Please refer to GCL for details

# GCL-P6/60GD

## GCL-Mars Series Bifacial Dual Glass Polycrystalline Module

275-300W

### Electrical Specification (STC\*)

Test Condition		Front	Rear	Front	Rear	Front	Rear	Front	Rear	Front	Rear	Front	Rear
Maximum Power	P <sub>max</sub> (W)	275	195	280	198	285	202	290	205	295	209	300	212
Maximum Power Voltage	V <sub>mp</sub> (V)	31.33	31.74	31.54	31.96	31.74	32.17	31.94	32.38	32.14	32.59	32.33	32.80
Maximum Power Current	I <sub>mp</sub> (A)	8.78	6.13	8.88	6.20	8.98	6.27	9.08	6.34	9.18	6.41	9.28	6.48
Open Circuit Voltage	V <sub>oc</sub> (V)	38.64	37.97	38.84	38.17	39.04	38.36	39.24	38.55	39.44	38.74	39.64	38.93
Short Circuit Current	I <sub>sc</sub> (A)	9.26	6.48	9.35	6.55	9.44	6.61	9.52	6.67	9.62	6.73	9.71	6.80
Module Efficiency	(%)	16.7	11.8	17.0	12.0	17.3	12.3	17.6	12.5	17.9	12.7	18.2	12.9
Power Output Tolerance	(W)							0~+5					

\* Irradiance 1000W/m<sup>2</sup>, Module Temperature 25°C, Air Mass 1.5

### Electrical Specification (NOCT\*)

Test Condition		Front	Rear	Front	Rear	Front	Rear	Front	Rear	Front	Rear	Front	Rear
Maximum Power	P <sub>max</sub> (W)	205.51	144.65	209.27	147.11	213.07	150.10	216.60	152.61	220.46	155.14	224.35	157.69
Maximum Power Voltage	V <sub>mp</sub> (V)	29.40	29.40	29.60	29.60	29.80	29.90	30.00	30.10	30.20	30.30	30.40	30.50
Maximum Power Current	I <sub>mp</sub> (A)	6.99	4.92	7.07	4.97	7.15	5.02	7.22	5.07	7.30	5.12	7.38	5.17
Open Circuit Voltage	V <sub>oc</sub> (V)	36.00	35.40	36.20	35.50	36.40	35.70	36.60	35.90	36.80	36.10	37.00	36.20
Short Circuit Current	I <sub>sc</sub> (A)	7.47	5.23	7.55	5.29	7.62	5.33	7.68	5.38	7.76	5.43	7.83	5.49

\* Irradiance 800W/m<sup>2</sup>, Ambient Temperature 20°C, Wind Speed 1m/s

### Mechanical Data

Solar Cell Type	Poly P-type bifacial 156.75×156.75mm (6 inches)
Number of Cells	60 Cells (6×10)
Dimensions of Module L*W*H (mm)	1658×992×6mm
Weight (kg)	23 Kg
Front Side Glass	High transparency solar glass 2.5mm (0.13 inches)
Back Side Glass	High transparency solar glass 2.5mm (0.13 inches)
J-Box	IP68 Rated
Cable	Portrait: 200/75mm ; Landscape: 1750/1750mm
Wind/ Snow Load	2400Pa/5400Pa*
Connector	MC4 Compatible

\* For more details please check the installation manual of GCLSI

### Temperature Ratings

Nominal Operating Cell Temperature (NOCT)	44±2°C
Temperature Coefficient of I <sub>sc</sub>	+0.05%/°C
Temperature Coefficient of V <sub>oc</sub>	-0.30%/°C
Temperature Coefficient of P <sub>MAX</sub>	-0.39%/°C

### Packaging Configuration

Module per box	33 pieces
Module per 40' container	858 pieces

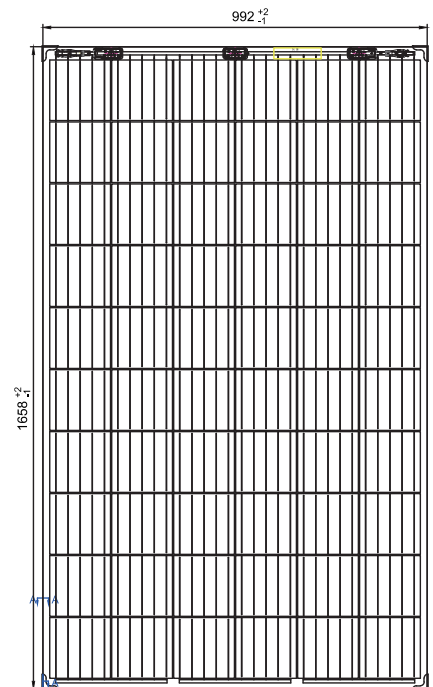
### Maximum Ratings

Operational Temperature	-40~+85°C
Maximum System Voltage	1500V DC
Max Series Fuse Rating	18A

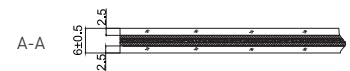
### Optional

Connector:  Original MC4

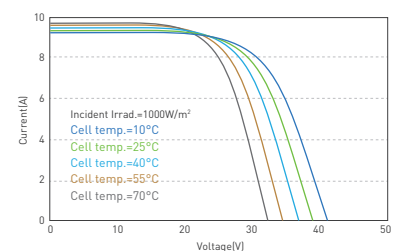
### Module Dimension



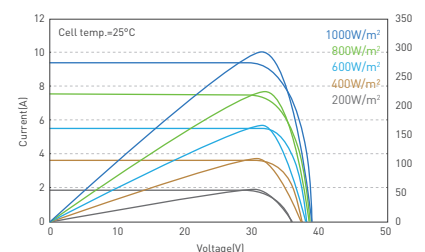
Back View



### U-I Curve at Different Temperature (290W)



### U-I/P-U Curve at Different Irradiation (290W)



CAUTION: READ INSTALLATION MANUAL BEFORE USING THE PRODUCT



Contact Us for More Information

website: [en.gclsi.com](http://en.gclsi.com) email: [gclsisales@gclsi.com](mailto:gclsisales@gclsi.com)