



GCL-M10/72GDF

Bifacial Dual Glass
Monocrystalline Module
510-545 W



545W

Maximum Power Output

21.3%

Maximum Module Efficiency

0~+5W

Power Output Guarantee



Ideal choice for large scale ground installation



High conversion efficiency due to top quality wafers and advanced cell technology



Selected encapsulating material and stringent production process control ensure the product is highly PID resistant and snail trails free



Additional safety, Fire class Acertified



Withstand up to 1500V system voltage effectively reduce BOS cost

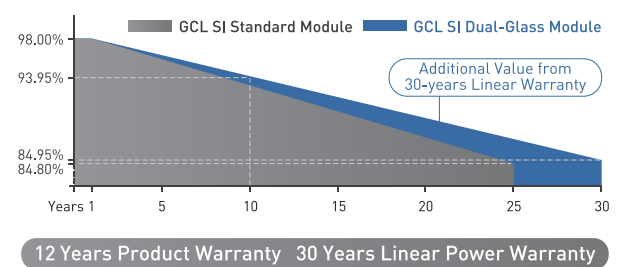


Sand blowing test, salt mist test and ammonia test passed to endure harsh environments

GCL Delivers Reliable Performance Over Time

- World-class manufacturer of crystalline silicon photovoltaic modules
- Fully automatic facility and world-class technology
- Rigorous quality control to meet the highest standard: ISO 9001, ISO 14001 and ISO 45001
- Tested for harsh environments (salt mist, ammonia corrosion and sand blowing test: IEC 61701, IEC 62716, DIN EN 60068-2- 68)
- Long term reliability tests
- 2x100% EL inspection ensuring defect-free modules

Linear Performance Warranty



* Please refer to GCL standard warranty for details

Additional Insurance Backed by Swiss RE



* Please refer to GCL for details

GCL-M10/72GDF

Bifacial Dual Glass
Monocrystalline Module

510-545W

Electrical Specification (STC*)

Test Condition		Front	Rear	Front	Rear	Front	Rear	Front	Rear	Front	Rear	Front	Rear	Front	Rear
Maximum Power	P _{max} (W)	510	357	515	361	520	364	525	368	530	371	535	375	540	378
Maximum Power Voltage	V _{mp} (V)	40.01	40.41	40.24	40.64	40.50	40.90	40.73	41.13	40.96	41.36	41.22	41.62	41.45	41.85
Maximum Power Current	I _{mp} (A)	12.75	8.83	12.80	8.87	12.84	8.90	12.89	8.94	12.94	8.97	12.98	9.00	13.03	9.03
Open Circuit Voltage	V _{oc} (V)	47.55	46.85	47.83	47.13	48.11	47.41	48.39	47.69	48.68	47.98	48.96	48.26	49.24	48.54
Short Circuit Current	I _{sc} (A)	13.34	9.36	13.39	9.40	13.44	9.43	13.49	9.47	13.54	9.50	13.59	9.54	13.63	9.57
Module Efficiency	(%)	20.0	14.0	20.1	14.1	20.3	14.2	20.5	14.4	20.7	14.5	20.9	14.7	21.1	14.8
Power Output Tolerance	(W)	0~+5													

* Irradiance 1000W/m², Module Temperature 25°C, Air Mass 1.5

Electrical Specification (NOCT*)

Test Condition		Front	Rear	Front	Rear	Front	Rear	Front	Rear	Front	Rear	Front	Rear	Front	Rear
Maximum Power	P _{max} (W)	378.08	264.65	381.80	267.26	385.54	269.88	389.29	272.50	393.07	275.15	396.86	277.80	400.66	280.46
Maximum Power Voltage	V _{mp} (V)	37.20	37.00	37.43	37.23	37.65	37.45	37.88	37.68	38.10	37.90	38.33	38.13	38.55	38.35
Maximum Power Current	I _{mp} (A)	10.16	7.15	10.20	7.18	10.24	7.21	10.28	7.23	10.32	7.26	10.36	7.29	10.39	7.31
Open Circuit Voltage	V _{oc} (V)	44.28	44.08	44.55	44.35	44.82	44.62	45.08	44.88	45.35	45.15	45.62	45.42	45.89	45.69
Short Circuit Current	I _{sc} (A)	10.78	7.57	10.82	7.60	10.86	7.62	10.90	7.65	10.94	7.68	10.98	7.71	11.02	7.74

* Irradiance 800W/m² Ambient Temperature 20°C Wind Speed 1m/s

Mechanical Data

Number of Cells	144 Cells (6x24)
Dimensions of Module L*W*H (mm)	2256x1133x35mm(89.21x44.65x1.38 inches)
Weight (kg)	32.8kg
Front Side Glass	High transparency solar glass.2.0mm.(0.08 inches)
Back Side Glass	High transparency solar glass 2.0mm (0.08 inches)
Frame	Silver, anodized aluminium alloy
J-Box	IP68 Rated
Cable	4.0mm ² (0.006 inches ²), Portrait: 200/200mm(7.87inches)
Number of diodes	3
Wind/ Snow Load	2400Pa/ 5400Pa*
Connector	MC Compatible
Bifaciality	70±5%

* For more details please check the installation manual of GCLSI

Temperature Ratings

Nominal Operating Cell Temperature (NOCT)	43±2°C
Temperature Coefficient of I _{sc}	+0.06%/°C
Temperature Coefficient of V _{oc}	-0.30%/°C
Temperature Coefficient of P _{MAX}	-0.39%/°C

Maximum Ratings

Operational Temperature	-40~+85°C
Maximum System Voltage	1500V DC
Max Series Fuse Rating	30A

Optional

Connector: Original MC4

Packaging Configuration

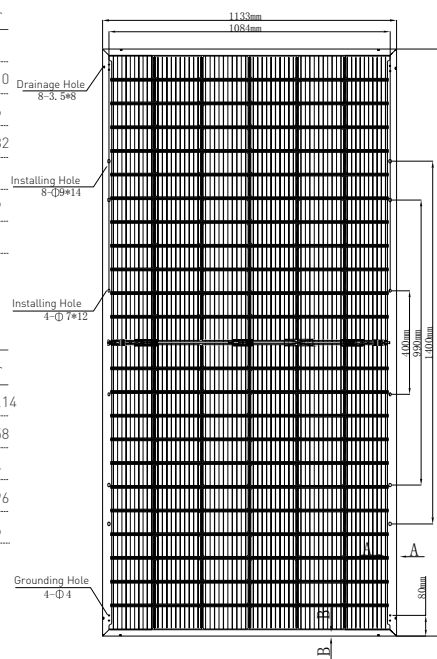
Module per box	30 pieces
Module per 40' container	600 pieces



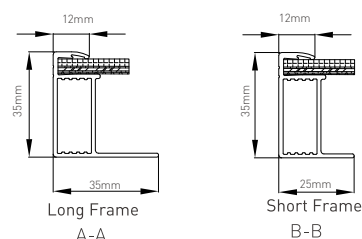
Contact Us for More Information

website: www.gclsi.com email: gclsisales@gclsi.com

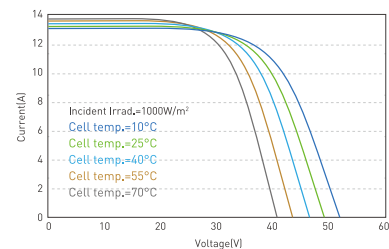
Module Dimension



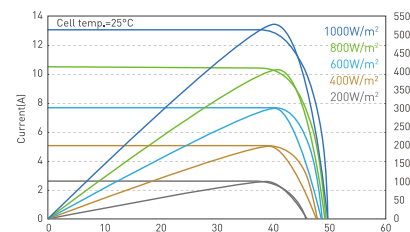
Back View



I-V Curve at Different Temperature (545W)



I-V/P-V Curve at Different Irradiation (545W)



CAUTION: READ INSTALLATION MANUAL BEFORE USING THE PRODUCT